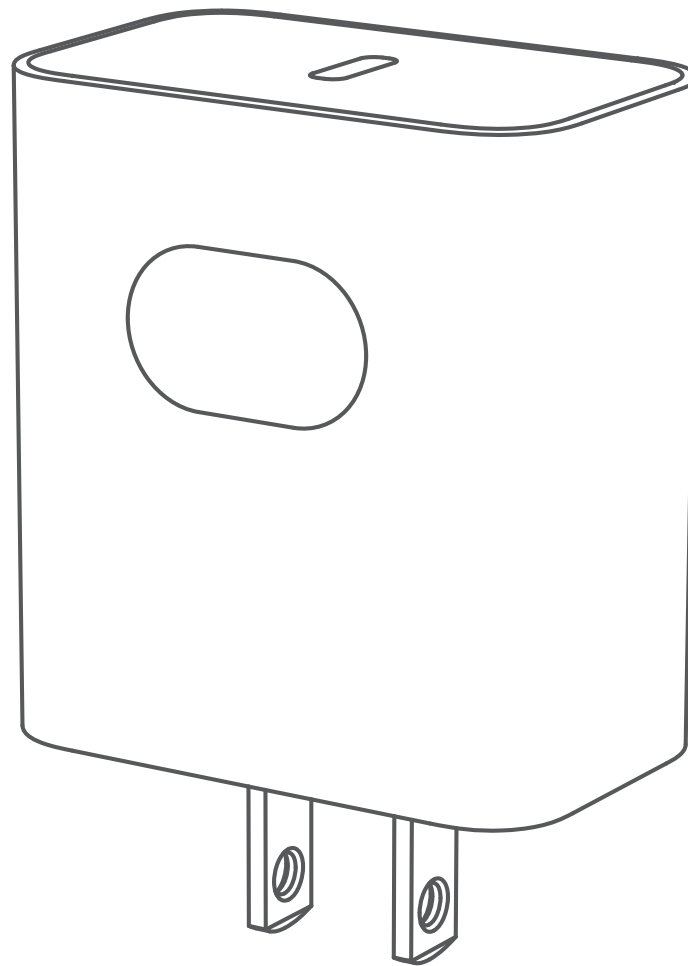


K30 Fast Charger Manual



Model: HKC03011030-0A2

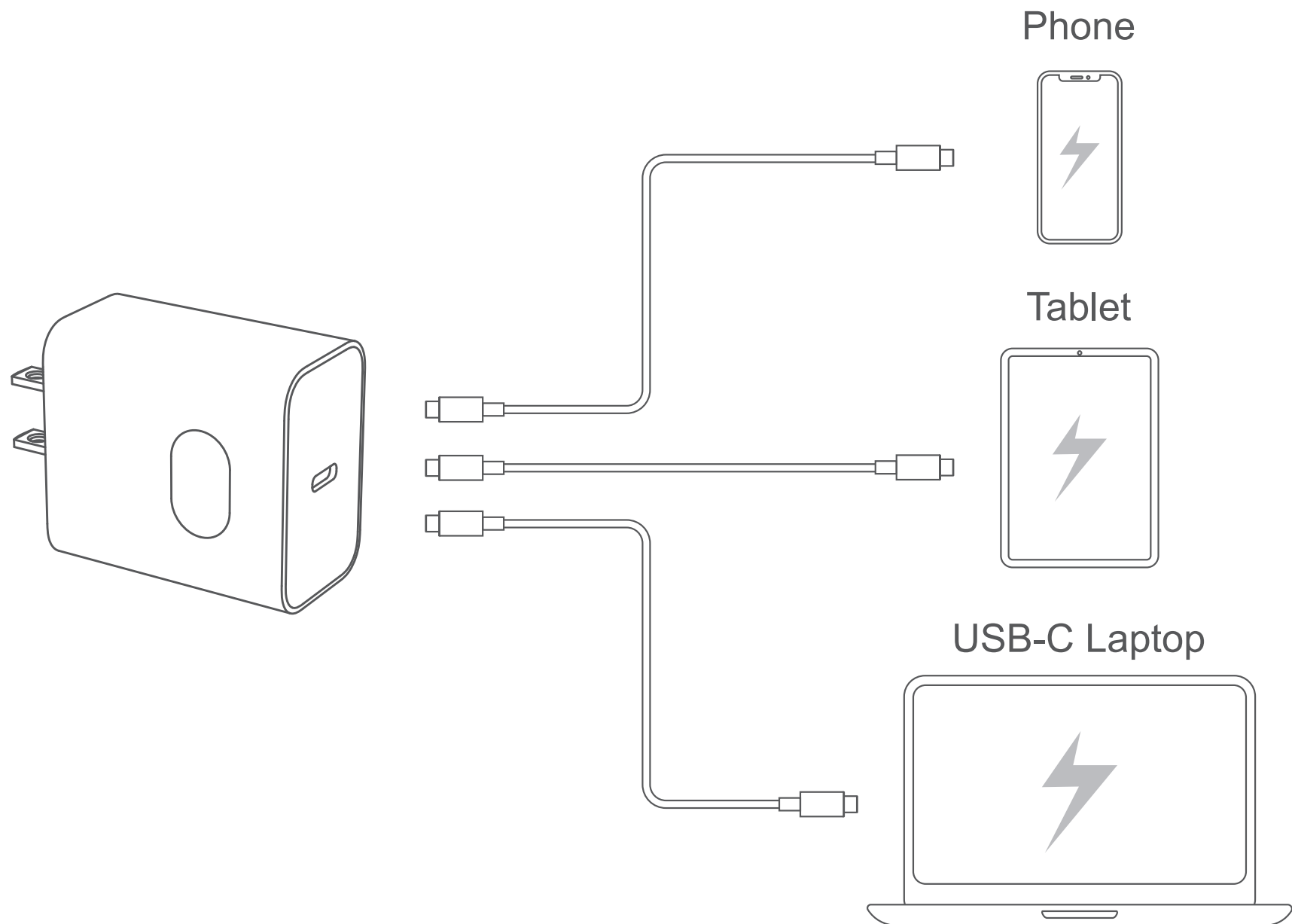
Specification :

Model: HKC03011030-0A2

Input: 100-240V~ 50/60Hz, 1.2A

Output: 5V $\overline{=}$ 3A or 9V $\overline{=}$ 3A or 12V $\overline{=}$ 2.5A or 15V $\overline{=}$ 2A or 20V $\overline{=}$ 1.5A

Application :



Attention :

- ◆ Do not use in extreme temperature.
- ◆ Do not damage the charging cable.
- ◆ Keep the charger and cable dry.
- ◆ Do not drop/disassemble the charger.
- ◆ Do not leave the charger plugged when not in use.

Customer Service :

- ◆ 18-month warranty
- ◆ Lifetime technical support

Caution:

Risk of fire during connection of additional equipment safeguards against fire of the connected equipment or accessory should be considered.

This device complies with Part 15 of the FCC Rules. Operation is subject to the following two conditions:

- (1) This device may not cause harmful interference, and
- (2) This device must accept any interference received, including interference that may cause undesired operation.

Changes or modifications not expressly approved by the party responsible for compliance could void the user's authority to operate the equipment.

NOTE: This equipment has been tested and found to comply with the limits for a Class B digital device, pursuant to Part 15 of the FCC Rules. These limits are designed to provide reasonable protection against harmful interference in a residential installation.

This equipment generates uses and can radiate radio frequency energy and, if not installed and used in accordance with the instructions, may cause harmful interference to radio communications. However, there is no guarantee that interference will not occur in a particular installation. If this equipment does cause harmful interference to radio or television reception, which can be determined by turning the equipment off and on, the user is encouraged to try to correct the interference by one or more of the following measures:



- Reorient or relocate the receiving antenna.

- Increase the separation between the equipment and receiver.

- Connect the equipment into an outlet on a circuit different from that to which the receiver is connected.

- Consult the dealer or an experienced radio/TV technician for help.

CAN ICES (B)/ NMB (B)



Shenzhen Huntkey Electric Co., Ltd.

📍 Huntkey Industrial Park, Banxue Road, Bantian,
Shenzhen, Guangdong, 518129, China

☎ +86-755-8960 6658

🖨 +86-755-8960 6333

✉ huntkey@huntkey.com

📘 [HuntkeyGlobal](#)

🌐 www.huntkey.com

Made in China